



Location: CMA1b - Oil St Community Liaison Centre

Report on 24-hour TSP monitoring

Action Level ($\mu\text{g}/\text{m}^3$) - 176.7

Limit Level ($\mu\text{g}/\text{m}^3$) - 260

Date	Sampling Time	Weather Condition	Filter paper no.	Filter Weight, g		Elapse Time, hr		Sampling Time, hr	Flow Rate, m^3/min			Total Volume, m^3	TSP Level, $\mu\text{g}/\text{m}^3$
				Initial	Final	Initial	Final		Initial, Q_{si}	Final, Q_{sf}	Average		
31-Aug-12	8:00	Cloudy	003650	2.7291	2.7977	1559.65	1583.66	24.01	1.06	1.06	1.06	1714	40
7-Sep-12	11:30	Cloudy	004813	2.8298	2.9075	1589.54	1613.54	24.00	1.25	1.25	1.25	1800	43
12-Sep-12	8:00	Sunny	003610	2.8797	2.9445	1613.54	1637.54	24.00	1.20	1.20	1.20	1728	38
18-Sep-12	8:00	Cloudy	003602	2.8888	3.0540	1640.54	1664.53	23.99	1.20	1.20	1.20	1727	96
25-Sep-12	8:00	Cloudy	003378	2.7590	2.8534	1684.15	1708.15	24.00	0.92	0.92	0.92	1324	71

* Due to lack of electricity supply, the 24 hr-TSP was rescheduled from 6 and 24 Sep 12 to 7 and 25 Sep 12

Report on 1-hour TSP monitoring

Action Level ($\mu\text{g}/\text{m}^3$) - 320.1

Limit Level ($\mu\text{g}/\text{m}^3$) - 500

Date	Sampling Time	Weather Condition	Filter paper no.	Filter Weight, g		Elapse Time, hr		Sampling Time, hr	Flow Rate, m^3/min			Total Volume, m^3	TSP Level, $\mu\text{g}/\text{m}^3$
				Initial	Final	Initial	Final		Initial, Q_{si}	Final, Q_{sf}	Average		
1-Sep-12	8:00	Cloudy	003498	2.8110	2.8178	1583.66	1584.66	1.00	1.01	0.92	0.97	58	117
1-Sep-12	9:13	Cloudy	003357	2.7516	2.7611	1584.66	1585.66	1.00	1.20	1.11	1.15	69	137
1-Sep-12	10:29	Cloudy	003296	2.7984	2.8031	1585.66	1586.66	1.00	1.01	0.92	0.97	58	81
7-Sep-12	8:00	Cloudy	003234	2.7677	2.7783	1586.54	1587.54	1.00	1.25	1.25	1.25	75	142
7-Sep-12	9:06	Cloudy	004817	2.7489	2.7512	1587.54	1588.54	1.00	1.25	1.25	1.25	75	31
7-Sep-12	10:29	Cloudy	004815	2.7660	2.7689	1588.54	1589.54	1.00	1.25	1.25	1.25	75	39
13-Sep-12	8:04	Sunny	003608	2.8869	2.8902	1637.54	1638.54	1.00	1.20	1.20	1.20	72	46
13-Sep-12	9:11	Sunny	003606	2.8860	2.8892	1638.54	1639.54	1.00	1.20	1.20	1.20	72	45
13-Sep-12	10:15	Sunny	003604	2.8831	2.8867	1639.54	1640.54	1.00	1.20	1.20	1.20	72	50
19-Sep-12	8:07	Cloudy	003620	2.7483	2.7546	1664.53	1665.53	1.00	1.06	1.02	1.04	62	101
19-Sep-12	9:11	Cloudy	004866	2.7687	2.7780	1665.53	1666.53	1.00	1.20	1.20	1.20	72	129
19-Sep-12	10:16	Cloudy	004868	2.7512	2.7674	1666.53	1667.53	1.00	1.25	1.25	1.25	75	216
25-Sep-12	8:31	Cloudy	004872	2.7536	2.7642	1681.15	1682.15	1.00	1.16	1.16	1.16	69	153
25-Sep-12	9:38	Cloudy	003386	2.7723	2.7805	1682.15	1683.15	1.00	1.25	1.16	1.20	72	114
25-Sep-12	10:42	Cloudy	003383	2.7615	2.7715	1683.15	1684.15	1.00	1.20	1.20	1.20	72	139

Location: CMA2a - Causeway Bay Community Centre

Report on 24-hour TSP monitoring
Action Level ($\mu\text{g}/\text{m}^3$) - 169.5
Limit Level ($\mu\text{g}/\text{m}^3$) - 260

Date	Sampling Time	Weather Condition	Filter paper no.	Filter Weight, g		Elapse Time, hr		Sampling Time, hr	Flow Rate, m^3/min			Total Volume, m^3	TSP Level, $\mu\text{g}/\text{m}^3$
				Initial	Final	Initial	Final		Initial, Q_{si}	Final, Q_{sf}	Average		
31-Aug-12	8:00	Cloudy	003647	2.6951	2.7804	11266.64	11290.64	24.00	1.43	1.43	1.43	2059	41
6-Sep-12	8:00	Cloudy	003353	2.7609	2.8602	11293.65	11317.64	23.99	1.38	1.39	1.39	2059	48
12-Sep-12	8:00	Sunny	004812	2.8373	2.9071	11320.64	11344.64	24.00	1.50	1.50	1.50	2160	32
18-Sep-12	8:00	Cloudy	003601	2.8901	3.0919	11347.64	11371.63	23.99	1.53	1.53	1.53	2203	92
24-Sep-12	8:00	Rainy	004871	2.7705	2.8832	11374.62	11398.62	24.00	1.52	1.53	1.53	2203	51

Report on 1-hour TSP monitoring
Action Level ($\mu\text{g}/\text{m}^3$) - 323.4
Limit Level ($\mu\text{g}/\text{m}^3$) - 500

Date	Sampling Time	Weather Condition	Filter paper no.	Filter Weight, g		Elapse Time, hr		Sampling Time, hr	Flow Rate, m^3/min			Total Volume, m^3	TSP Level, $\mu\text{g}/\text{m}^3$
				Initial	Final	Initial	Final		Initial, Q_{si}	Final, Q_{sf}	Average		
1-Sep-12	8:10	Cloudy	003499	2.7787	2.7840	11290.65	11291.65	1.00	1.48	1.48	1.48	89	60
1-Sep-12	9:12	Cloudy	003244	2.7827	2.7893	11291.65	11292.65	1.00	1.48	1.48	1.48	89	74
1-Sep-12	10:16	Cloudy	003167	2.7383	2.7458	11292.65	11293.65	1.00	1.48	1.48	1.48	89	85
7-Sep-12	8:22	Cloudy	004818	2.7379	2.7402	11317.64	11318.64	1.00	1.43	1.43	1.43	86	27
7-Sep-12	9:25	Cloudy	004816	2.7499	2.7536	11318.64	11319.64	1.00	1.43	1.43	1.43	86	43
7-Sep-12	10:27	Cloudy	004814	2.8349	2.8385	11319.64	11320.64	1.00	1.43	1.43	1.43	86	42
13-Sep-12	8:15	Sunny	003607	2.8960	2.9019	11344.64	11345.64	1.00	1.50	1.50	1.50	90	66
13-Sep-12	9:20	Sunny	003605	2.8759	2.8827	11345.64	11346.64	1.00	1.50	1.50	1.50	90	76
13-Sep-12	10:35	Sunny	003603	2.8780	2.8861	11346.64	11347.64	1.00	1.50	1.50	1.50	90	90
19-Sep-12	8:17	Cloudy	004865	2.7628	2.7738	11371.63	11372.63	1.00	1.53	1.53	1.53	92	120
19-Sep-12	9:20	Cloudy	004867	2.7492	2.7580	11372.63	11373.63	1.00	1.53	1.53	1.53	92	96
19-Sep-12	10:24	Cloudy	004869	2.7413	2.7512	11373.63	11374.63	1.00	1.53	1.53	1.53	92	108
25-Sep-12	8:43	Cloudy	003355	2.7499	2.7562	11398.62	11399.62	1.00	1.48	1.48	1.48	89	71
25-Sep-12	9:48	Cloudy	003385	2.7668	2.7750	11399.62	11400.62	1.00	1.48	1.48	1.48	89	92
25-Sep-12	10:50	Cloudy	003382	2.7602	2.7698	11400.62	11401.62	1.00	1.48	1.48	1.48	89	108



Location: CMA3a - CWB PRE Site Office Area

Report on 24-hour TSP monitoring
Action Level ($\mu\text{g}/\text{m}^3$) - 171
Limit Level ($\mu\text{g}/\text{m}^3$) - 260

Date	Sampling Time	Weather Condition	Filter paper no.	Filter Weight, g		Elapse Time, hr		Sampling Time, hr	Flow Rate, m^3/min			Total Volume, m^3	TSP Level, $\mu\text{g}/\text{m}^3$
				Initial	Final	Initial	Final		Initial, Q_{si}	Final, Q_{sf}	Average		
31-Aug-12	8:00	Cloudy	002966	2.7605	2.9371	11991.97	12015.97	24.00	1.56	1.56	1.56	2390	74
6-Sep-12	8:00	Cloudy	003233	2.7835	2.9550	12018.97	12042.97	24.00	1.56	1.57	1.57	2390	72
12-Sep-12	8:00	Sunny	004877	2.7589	2.9078	12045.97	12069.98	24.01	1.46	1.46	1.46	2102	71
19-Sep-12	11:30	Cloudy	003699	2.7438	3.0741	12133.90	12157.90	24.00	1.57	1.57	1.57	2261	146
24-Sep-12	8:00	Rainy	003893	2.7249	2.9310	12157.90	12181.90	24.00	1.52	1.52	1.52	2189	94

Due to lack of electricity supply, the 24 hr-TSP was rescheduled from 18 Sep 2012 to 19 Sep 2012

Report on 1-hour TSP monitoring
Action Level ($\mu\text{g}/\text{m}^3$) - 311.3
Limit Level ($\mu\text{g}/\text{m}^3$) - 500

Date	Sampling Time	Weather Condition	Filter paper no.	Filter Weight, g		Elapse Time, hr		Sampling Time, hr	Flow Rate, m^3/min			Total Volume, m^3	TSP Level, $\mu\text{g}/\text{m}^3$
				Initial	Final	Initial	Final		Initial, Q_{si}	Final, Q_{sf}	Average		
1-Sep-12	8:00	Cloudy	003661	2.7157	2.7309	12015.97	12016.97	1.00	1.52	1.52	1.52	91	167
1-Sep-12	9:27	Cloudy	003500	2.7887	2.8026	12016.97	12017.97	1.00	1.52	1.52	1.52	91	153
1-Sep-12	10:58	Cloudy	003390	2.7747	2.7902	12017.97	12018.97	1.00	1.52	1.52	1.52	91	171
7-Sep-12	9:20	Cloudy	004884	2.7424	2.7523	12042.98	12043.98	1.00	1.52	1.52	1.52	91	109
7-Sep-12	10:35	Cloudy	004882	2.7307	2.7422	12043.98	12044.98	1.00	1.57	1.57	1.57	94	122
7-Sep-12	13:00	Cloudy	004880	2.7707	2.7760	12044.98	12045.98	1.00	1.57	1.57	1.57	94	56
13-Sep-12	8:00	Sunny	003611	2.8855	2.8971	12069.98	12070.98	1.00	1.56	1.56	1.56	94	124
13-Sep-12	9:10	Sunny	003613	2.9051	2.9190	12070.98	12071.98	1.00	1.56	1.56	1.56	94	148
13-Sep-12	10:10	Sunny	003615	2.8860	2.8986	12071.98	12072.98	1.00	1.56	1.56	1.56	94	134
19-Sep-12	8:00	Cloudy	003550	2.7965	2.8191	12130.90	12131.92	1.02	1.57	1.57	1.57	96	235
19-Sep-12	9:05	Cloudy	003548	2.7819	2.8002	12131.92	12132.92	1.00	1.67	1.67	1.67	100	183
19-Sep-12	10:10	Cloudy	003528	2.7581	2.7766	12132.92	12133.92	1.00	1.72	1.72	1.72	103	180
25-Sep-12	8:00	Cloudy	003546	2.7777	2.7910	12181.90	12182.90	1.00	1.62	1.62	1.62	97	137
25-Sep-12	9:03	Cloudy	003544	2.8006	2.8150	12182.90	12183.90	1.00	1.62	1.62	1.62	97	148
25-Sep-12	10:05	Cloudy	003542	2.7836	2.7965	12183.90	12184.90	1.00	1.62	1.62	1.62	97	133



Location: CMA4a - SPCA

Report on 24-hour TSP monitoring

Action Level ($\mu\text{g}/\text{m}^3$) - 171.2
Limit Level ($\mu\text{g}/\text{m}^3$) - 260

Date	Sampling Time	Weather Condition	Filter paper no.	Filter Weight, g		Elapse Time, hr		Sampling Time, hr	Flow Rate, m^3/min			Total Volume, m^3	TSP Level, $\mu\text{g}/\text{m}^3$
				Initial	Final	Initial	Final		Initial, Q_{si}	Final, Q_{sf}	Average		
31-Aug-12	8:00	Cloudy	003497	2.7891	2.8683	15472.13	15496.13	24.00	1.38	1.38	1.38	1987	40
6-Sep-12	8:00	Cloudy	003354	2.7496	2.8563	15499.13	15523.13	24.00	1.28	1.28	1.28	1843	58
12-Sep-12	8:00	Sunny	004878	2.7444	2.8230	15526.13	15550.13	24.00	1.33	1.33	1.33	1915	41
18-Sep-12	8:00	Cloudy	004888	2.7277	2.9309	15553.12	15577.12	24.00	1.28	1.28	1.28	1843	110
25-Sep-12	17:00	Rainy	003538	2.7732	2.9105	15593.50	15617.50	24.00	1.28	1.28	1.28	1843	74

* Due to lack of electricity supply, the 24 hr-TSP was rescheduled from 24 Sep 12 to 25 Sep 12

Report on 1-hour TSP monitoring

Action Level ($\mu\text{g}/\text{m}^3$) - 312.5
Limit Level ($\mu\text{g}/\text{m}^3$) - 500

Date	Sampling Time	Weather Condition	Filter paper no.	Filter Weight, g		Elapse Time, hr		Sampling Time, hr	Flow Rate, m^3/min			Total Volume, m^3	TSP Level, $\mu\text{g}/\text{m}^3$
				Initial	Final	Initial	Final		Initial, Q_{si}	Final, Q_{sf}	Average		
1-Sep-12	8:30	Cloudy	003374	2.7573	2.7673	15496.13	15497.13	1.00	1.23	1.23	1.23	74	136
1-Sep-12	9:32	Cloudy	003245	2.7874	2.7922	15497.13	15498.13	1.00	1.23	1.23	1.23	74	65
1-Sep-12	10:45	Cloudy	003184	2.7642	2.7716	15498.13	15499.13	1.00	1.23	1.23	1.23	74	100
7-Sep-12	8:50	Cloudy	004891	2.7750	2.7788	15523.13	15524.13	1.00	1.28	1.28	1.28	77	49
7-Sep-12	9:53	Cloudy	004883	2.7379	2.7442	15524.13	15525.13	1.00	1.18	1.23	1.20	72	87
7-Sep-12	10:56	Cloudy	004881	2.7608	2.7645	15525.13	15526.13	1.00	1.23	1.23	1.23	74	50
13-Sep-12	8:10	Sunny	004886	2.7556	2.7604	15550.12	15551.12	1.00	1.33	1.33	1.33	80	60
13-Sep-12	9:10	Sunny	004887	2.7344	2.7392	15551.12	15552.12	1.00	1.33	1.33	1.33	80	60
13-Sep-12	10:10	Sunny	003614	2.9024	2.9086	15552.12	15553.12	1.00	1.23	1.23	1.23	74	84
19-Sep-12	8:10	Cloudy	003549	2.7894	2.8030	15577.12	15578.12	1.00	1.28	1.28	1.28	77	177
19-Sep-12	9:15	Cloudy	003527	2.7597	2.7727	15578.12	15579.12	1.00	1.28	1.28	1.28	77	169
19-Sep-12	10:20	Cloudy	003547	2.8076	2.8217	15579.12	15580.12	1.00	1.28	1.28	1.28	77	183
25-Sep-12	13:00	Cloudy	003545	2.7950	2.8107	15590.50	15591.50	1.00	1.23	1.23	1.23	74	212
25-Sep-12	14:00	Cloudy	003543	2.7817	2.7895	15591.50	15592.50	1.00	1.23	1.23	1.23	74	106
25-Sep-12	15:00	Cloudy	003539	2.7825	2.7930	15592.50	15593.50	1.00	1.23	1.23	1.23	74	142



Location: CMA5a - Children Garden opposite to Pedestrian Plaza

Report on 24-hour TSP monitoring

Action Level ($\mu\text{g}/\text{m}^3$) - 181
 Limit Level ($\mu\text{g}/\text{m}^3$) - 260

Date	Sampling Time	Weather Condition	Filter paper no.	Filter Weight, g		Elapse Time, hr		Sampling Time, hr	Flow Rate, m^3/min			Total Volume, m^3	TSP Level, $\mu\text{g}/\text{m}^3$
				Initial	Final	Initial	Final		Initial, Q_{si}	Final, Q_{sf}	Average		
1-Sep-12	14:40	Cloudy	003566	2.7647	2.8604	16495.92	16519.92	24.00	1.46	1.46	1.46	2102	46
6-Sep-12	8:00	Cloudy	004890	2.7659	2.8844	16500.67	16524.67	24.00	1.46	1.47	1.46	2102	56
12-Sep-12	8:00	Sunny	004864	2.7521	2.8274	16527.66	16551.66	24.00	1.46	1.46	1.46	2102	36
18-Sep-12	8:00	Cloudy	003532	2.7728	2.9872	16554.69	16578.69	24.00	1.47	1.47	1.47	2117	101
26-Sep-12	18:00	Cloudy	003469	2.7874	2.9594	16585.49	16609.49	24.00	1.47	1.46	1.46	2102	82

* Due to lack of electricity supply, the 24 hr-TSP was rescheduled from 31 Aug and 24 Sep 12 to 1 and 26 Sep 12

Report on 1-hour TSP monitoring

Action Level ($\mu\text{g}/\text{m}^3$) - 332
 Limit Level ($\mu\text{g}/\text{m}^3$) - 500

Date	Sampling Time	Weather Condition	Filter paper no.	Filter Weight, g		Elapse Time, hr		Sampling Time, hr	Flow Rate, m^3/min			Total Volume, m^3	TSP Level, $\mu\text{g}/\text{m}^3$
				Initial	Final	Initial	Final		Initial, Q_{si}	Final, Q_{sf}	Average		
1-Sep-12	8:20	Cloudy	002967	2.7930	2.8020	16492.91	16493.91	1.00	1.46	1.46	1.46	88	103
1-Sep-12	9:30	Cloudy	003243	2.7929	2.8026	16494.91	16495.91	1.00	1.46	1.46	1.46	88	110
1-Sep-12	10:40	Cloudy	003297	2.8022	2.8255	16493.91	16494.91	1.00	1.46	1.46	1.46	88	265
7-Sep-12	8:55	Cloudy	003224	2.7587	2.7684	16524.67	16525.67	1.00	1.47	1.47	1.47	88	110
7-Sep-12	9:58	Cloudy	004879	2.7371	2.7411	16526.67	16527.67	1.00	1.47	1.47	1.47	88	45
7-Sep-12	11:07	Cloudy	004862	2.7507	2.7563	16525.67	16526.67	1.00	1.47	1.47	1.47	88	64
13-Sep-12	13:00	Sunny	003901	2.7192	2.7343	16551.69	16552.69	1.00	1.46	1.46	1.46	88	172
13-Sep-12	14:00	Sunny	003535	2.7792	2.7884	16553.69	16554.69	1.00	1.46	1.46	1.46	88	105
13-Sep-12	15:00	Sunny	003534	2.7845	2.7938	16552.69	16553.69	1.00	1.46	1.46	1.46	88	106
19-Sep-12	8:28	Cloudy	003479	2.7975	2.8116	16578.69	16579.69	1.00	1.47	1.47	1.47	88	160
19-Sep-12	9:33	Cloudy	003476	2.8107	2.8202	16580.69	16581.69	1.00	1.20	1.20	1.20	72	132
19-Sep-12	10:40	Cloudy	003473	2.8185	2.8329	16579.69	16580.69	1.00	1.47	1.47	1.47	88	163
25-Sep-12	8:00	Cloudy	003477	2.8263	2.8435	16581.69	16582.69	1.00	1.47	1.47	1.47	88	195
25-Sep-12	10:00	Cloudy	003464	2.7960	2.8057	16583.69	16584.69	1.00	1.47	1.47	1.47	88	110
25-Sep-12	11:00	Cloudy	003468	2.8038	2.8135	16582.69	16583.69	1.00	1.47	1.47	1.47	88	110



Location: MA1e - International Finance Centre (Eastern Wing)

Report on 24-hour TSP monitoring

Action Level ($\mu\text{g}/\text{m}^3$) - 173.4
 Limit Level ($\mu\text{g}/\text{m}^3$) - 260

Date	Sampling Time	Weather Condition	Filter paper no.	Filter Weight, g		Elapse Time, hr		Sampling Time, hr	Flow Rate, m^3/min			Total Volume, m^3	TSP Level, $\mu\text{g}/\text{m}^3$
				Initial	Final	Initial	Final		Initial, Q_{si}	Final, Q_{sf}	Average		
1-Sep-12	12:10	Cloudy	003612	2.9012	2.9907	9156.35	9180.35	24.00	1.24	1.24	1.24	1786	50
6-Sep-12	8:00	Cloudy	003227	2.7551	2.8244	9180.35	9204.35	24.00	1.20	1.20	1.20	1728	40
12-Sep-12	8:00	Sunny	003219	2.7791	2.8314	9207.35	9231.35	24.00	1.19	1.19	1.19	1714	31
18-Sep-12	8:00	Cloudy	002929	2.7710	2.9430	9234.36	9258.35	23.99	1.24	1.24	1.24	1785	96
24-Sep-12	8:00	Cloudy	004819	2.7538	2.8889	9261.35	9285.35	24.00	1.22	1.22	1.22	1757	77

* Due to lack of electricity supply, the 24 hr-TSP was rescheduled from 31 Aug 2012 to 1 Sep 2012

Report on 1-hour TSP monitoring

Action Level ($\mu\text{g}/\text{m}^3$) - 325.1
 Limit Level ($\mu\text{g}/\text{m}^3$) - 500

Date	Sampling Time	Weather Condition	Filter paper no.	Filter Weight, g		Elapse Time, hr		Sampling Time, hr	Flow Rate, m^3/min			Total Volume, m^3	TSP Level, $\mu\text{g}/\text{m}^3$
				Initial	Final	Initial	Final		Initial, Q_{si}	Final, Q_{sf}	Average		
1-Sep-12	8:00	Cloudy	003153	2.7515	2.7626	9153.35	9154.35	1.00	1.24	1.24	1.24	74	149
1-Sep-12	9:00	Cloudy	003260	2.7847	2.7926	9154.35	9155.35	1.00	1.24	1.24	1.24	74	106
1-Sep-12	10:00	Cloudy	003254	2.8101	2.8152	9155.35	9156.35	1.00	1.24	1.24	1.24	74	69
7-Sep-12	9:20	Cloudy	003891	2.7056	2.7108	9204.35	9205.35	1.00	1.20	1.20	1.20	72	72
7-Sep-12	10:25	Cloudy	003223	2.7528	2.7605	9205.35	9206.35	1.00	1.20	1.20	1.20	72	107
7-Sep-12	13:00	Cloudy	003221	2.7535	2.7592	9206.35	9207.35	1.00	1.20	1.20	1.20	72	79
13-Sep-12	8:30	Sunny	002926	2.7824	2.7886	9231.35	9232.35	1.00	1.24	1.24	1.24	74	83
13-Sep-12	9:36	Sunny	002422	2.7398	2.7495	9232.35	9233.35	1.00	1.24	1.24	1.24	74	131
13-Sep-12	10:59	Sunny	002925	2.7814	2.7873	9233.35	9234.35	1.00	1.24	1.24	1.24	74	79
19-Sep-12	8:00	Cloudy	003899	2.7284	2.7360	9258.35	9259.35	1.00	1.22	1.22	1.22	73	104
19-Sep-12	9:05	Cloudy	003897	2.7256	2.7350	9259.35	9260.35	1.00	1.22	1.22	1.22	73	128
19-Sep-12	10:10	Cloudy	003895	2.7273	2.7350	9260.35	9261.35	1.00	1.22	1.22	1.22	73	105
25-Sep-12	8:00	Cloudy	004821	2.7341	2.7420	9285.35	9286.35	1.00	1.20	1.20	1.20	72	110
25-Sep-12	9:10	Cloudy	003902	2.7289	2.7360	9286.35	9287.35	1.00	1.20	1.20	1.20	72	99
25-Sep-12	10:20	Cloudy	004832	2.7380	2.7437	9287.35	9288.35	1.00	1.20	1.20	1.20	72	79



Location: MA1w - International Finance Centre (Western Wing)

Report on 24-hour TSP monitoring

Action Level ($\mu\text{g}/\text{m}^3$) - 173.4
 Limit Level ($\mu\text{g}/\text{m}^3$) - 260

Date	Sampling Time	Weather Condition	Filter paper no.	Filter Weight, g		Elapse Time, hr		Sampling Time, hr	Flow Rate, m^3/min			Total Volume, m^3	TSP Level, $\mu\text{g}/\text{m}^3$
				Initial	Final	Initial	Final		Initial, Q_{si}	Final, Q_{sf}	Average		
31-Aug-12	8:00	Cloudy	003376	2.7563	2.8461	12271.08	12295.08	24.00	1.34	1.58	1.46	2102	43
7-Sep-12	14:20	Cloudy	003903	2.7405	2.8370	12301.07	12325.07	24.00	1.35	1.35	1.35	1944	50
12-Sep-12	8:00	Sunny	003609	2.8780	2.9416	12325.07	12349.07	24.00	1.34	1.34	1.34	1930	33
18-Sep-12	8:00	Cloudy	002930	2.7854	2.9752	12352.60	12376.60	24.00	1.35	1.35	1.35	1944	98
24-Sep-12	8:00	Rainy	004820	2.7581	2.9004	12379.60	12403.60	24.00	1.35	1.35	1.35	1944	73

* Due to lack of electricity supply, the 24 hr-TSP was rescheduled from 6 Sep 12 to 7 Sep 12

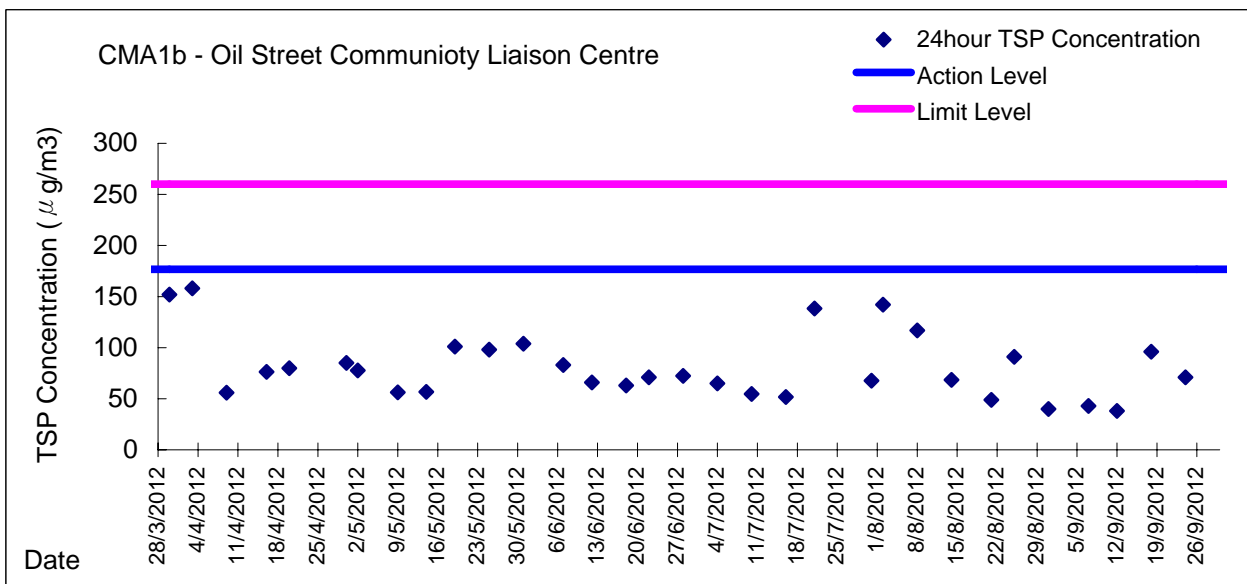
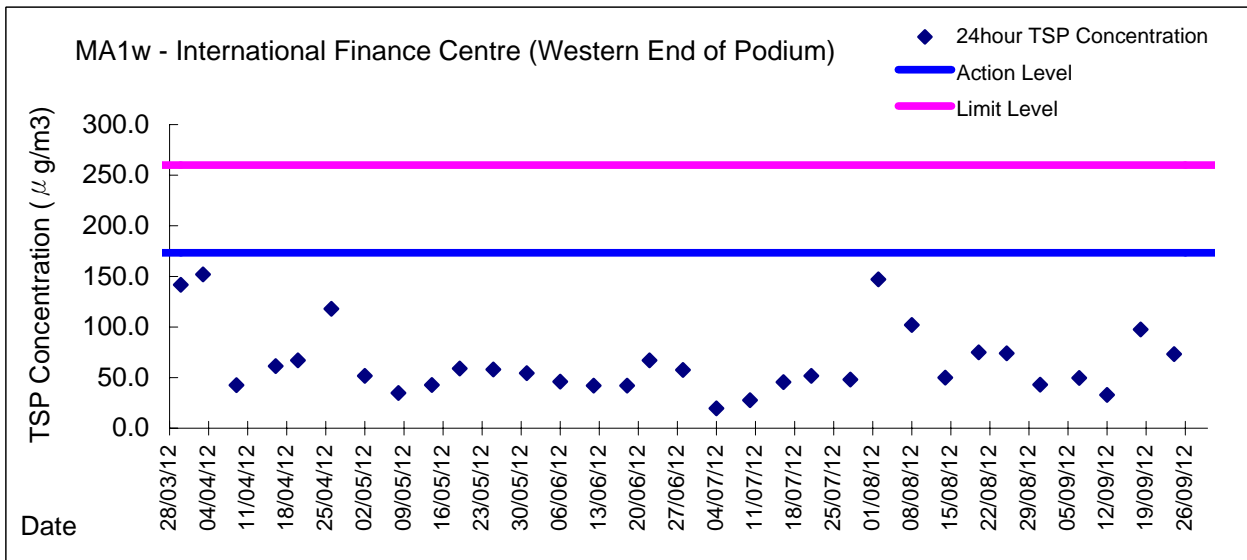
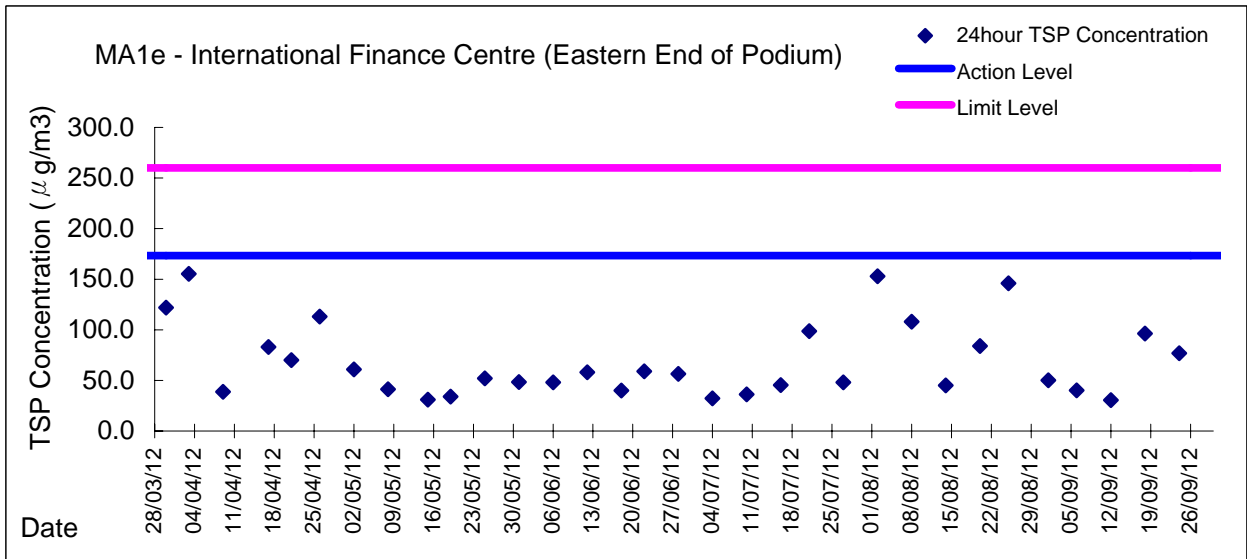
Report on 1-hour TSP monitoring

Action Level ($\mu\text{g}/\text{m}^3$) - 325.1
 Limit Level ($\mu\text{g}/\text{m}^3$) - 500

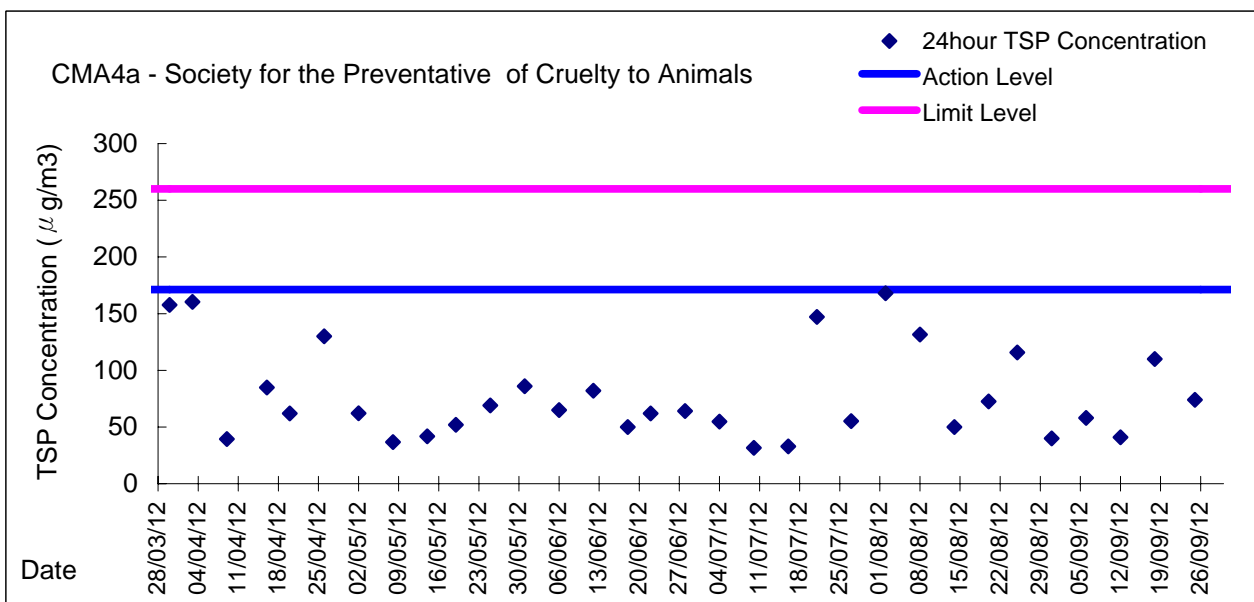
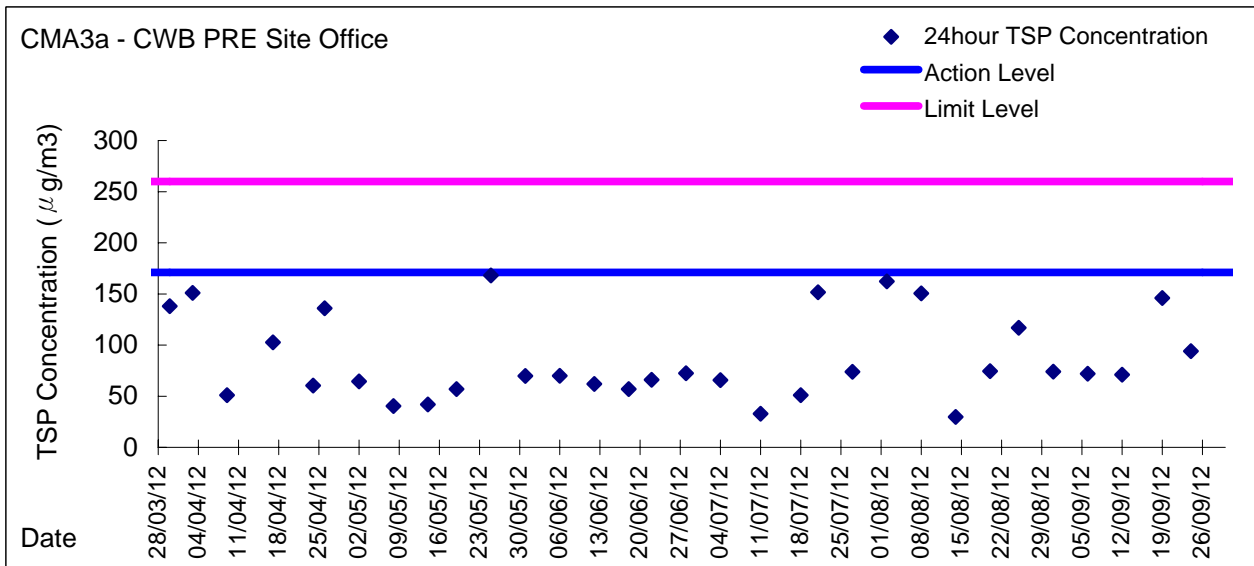
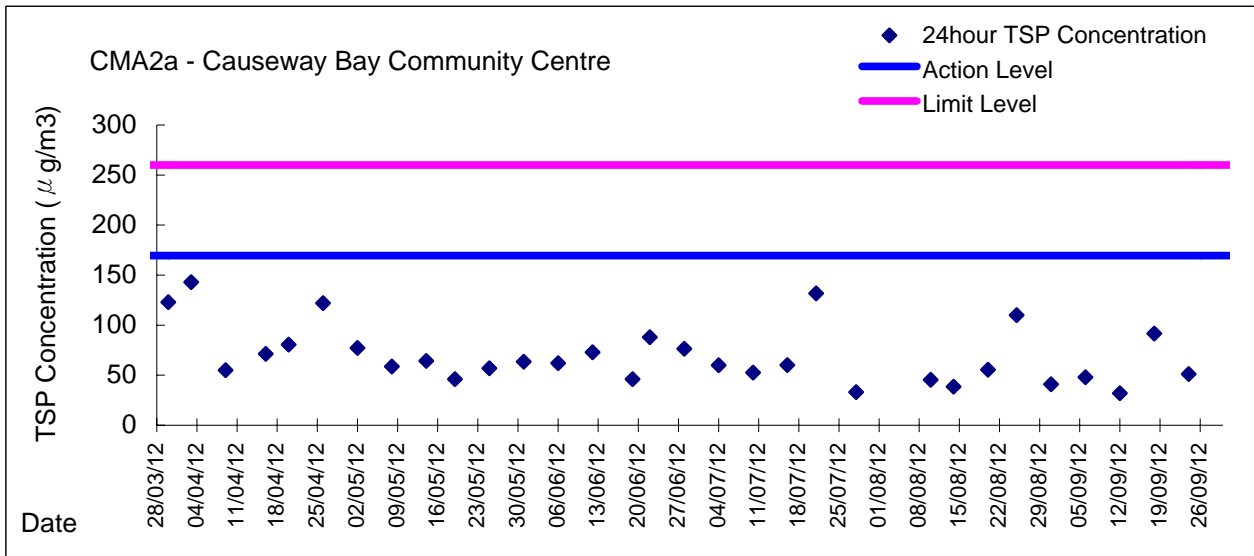
Date	Sampling Time	Weather Condition	Filter paper no.	Filter Weight, g		Elapse Time, hr		Sampling Time, hr	Flow Rate, m^3/min			Total Volume, m^3	TSP Level, $\mu\text{g}/\text{m}^3$
				Initial	Final	Initial	Final		Initial, Q_{si}	Final, Q_{sf}	Average		
1-Sep-12	8:10	Cloudy	003255	2.8129	2.8193	12295.08	12296.08	1.00	1.62	1.62	1.62	97	66
1-Sep-12	9:10	Cloudy	003256	2.7926	2.8055	12296.08	12297.08	1.00	1.62	1.62	1.62	97	132
1-Sep-12	10:10	Cloudy	003257	2.7954	2.8053	12297.08	12298.08	1.00	1.62	1.62	1.62	97	102
7-Sep-12	9:25	Cloudy	003258	2.7803	2.7942	12298.07	12299.07	1.00	1.35	1.35	1.35	81	172
7-Sep-12	10:40	Cloudy	003222	2.7627	2.7721	12299.07	12300.07	1.00	1.35	1.35	1.35	81	116
7-Sep-12	13:00	Cloudy	003220	2.7643	2.7723	12300.07	12301.07	1.00	1.35	1.35	1.35	81	99
13-Sep-12	8:35	Sunny	002924	2.7633	2.7698	12349.07	12350.07	1.00	1.34	1.34	1.34	81	81
13-Sep-12	9:45	Sunny	002928	2.7824	2.7886	12350.60	12351.60	1.00	1.34	1.34	1.34	81	77
13-Sep-12	14:00	Sunny	002423	2.7295	2.7371	12351.60	12352.60	1.00	1.34	1.34	1.34	81	94
19-Sep-12	8:05	Cloudy	003898	2.7038	2.7146	12376.60	12377.60	1.00	1.35	1.35	1.35	81	134
19-Sep-12	9:10	Cloudy	003896	2.7173	2.7286	12377.60	12378.60	1.00	1.35	1.35	1.35	81	140
19-Sep-12	10:15	Cloudy	003894	2.7084	2.7186	12378.60	12379.60	1.00	1.27	1.23	1.25	75	136
25-Sep-12	8:05	Cloudy	003892	2.7009	2.7109	12403.60	12404.60	1.00	1.33	1.33	1.33	80	126
25-Sep-12	9:20	Cloudy	004833	2.7350	2.7431	12404.60	12405.60	1.00	1.33	1.33	1.33	80	102
25-Sep-12	10:25	Cloudy	004831	2.7436	2.7512	12405.60	12406.60	1.00	1.33	1.33	1.33	80	95



Graphic Presentation of 24 hour TSP Result

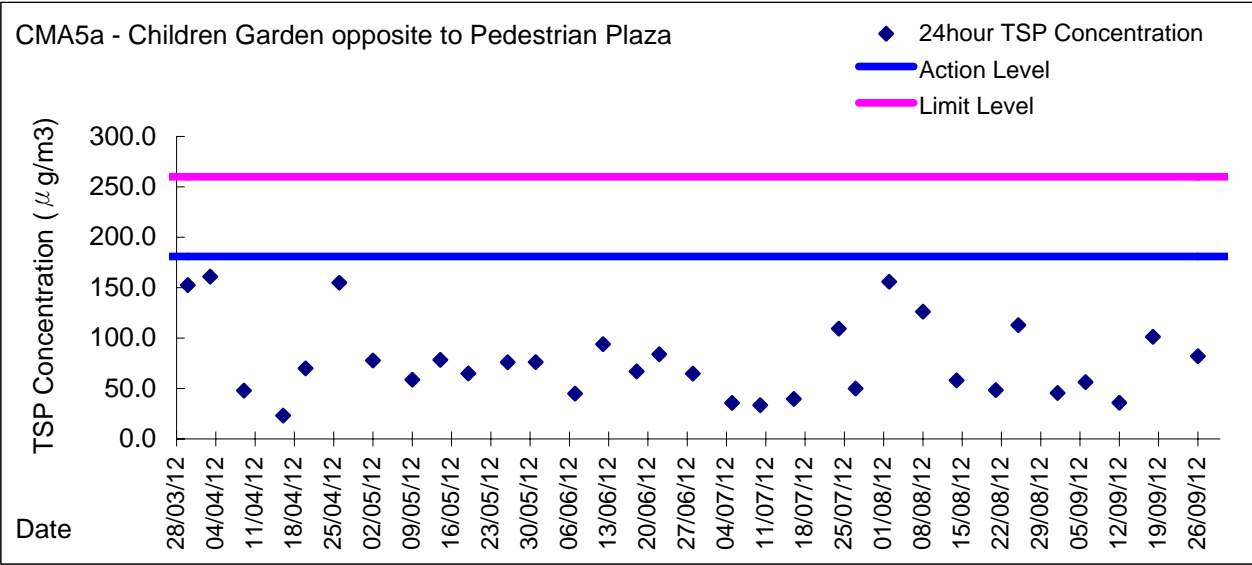


Graphic Presentation of 24 hour TSP Result

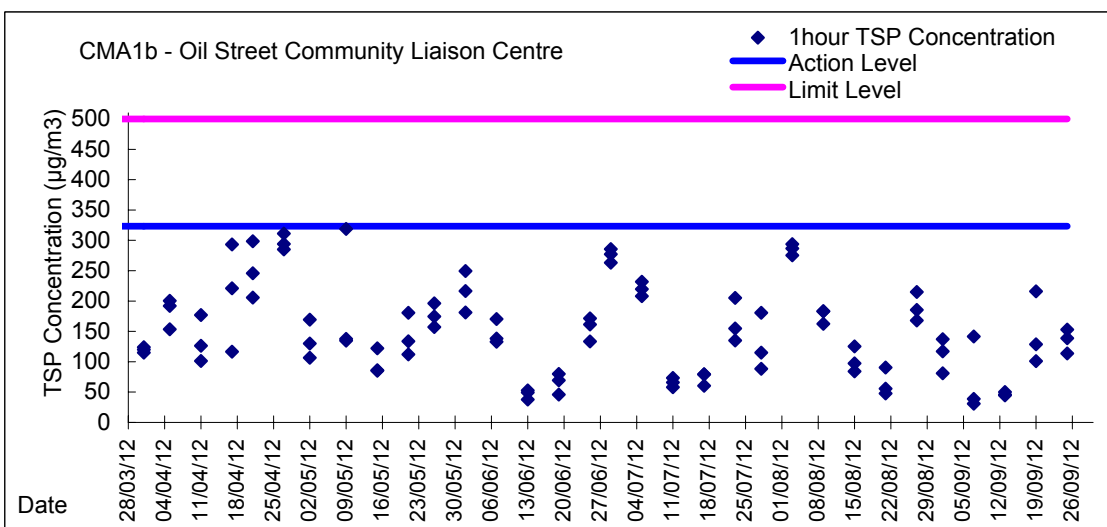
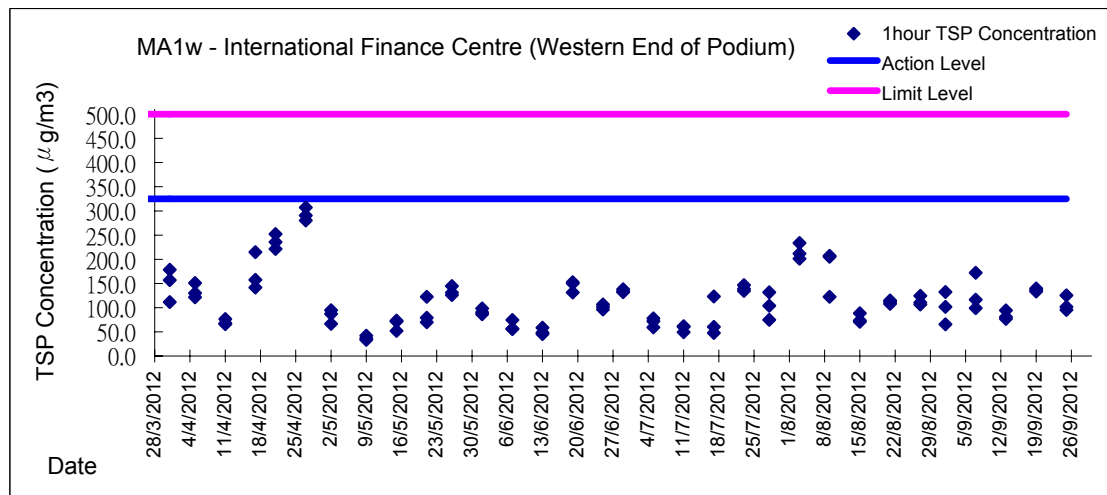
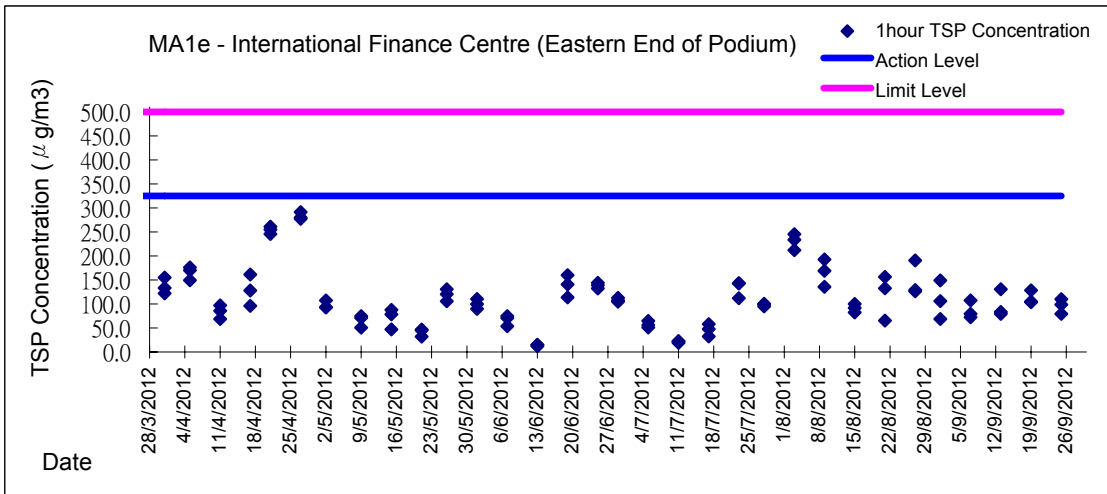




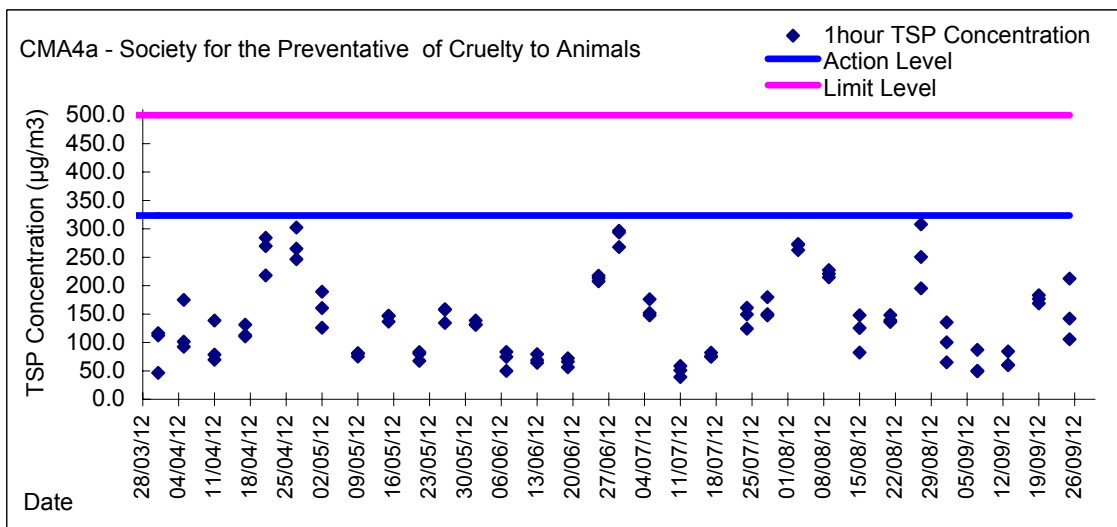
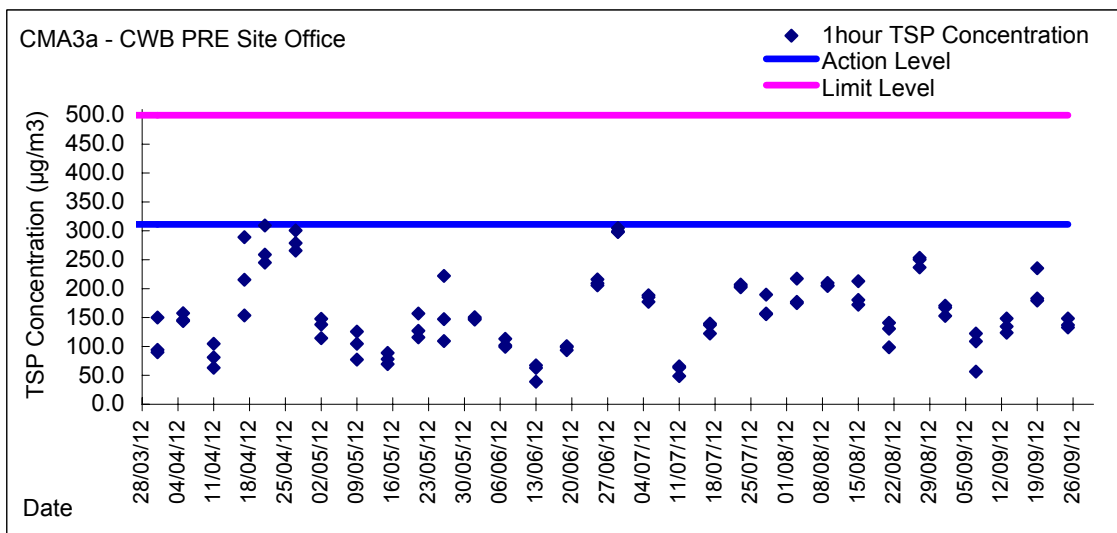
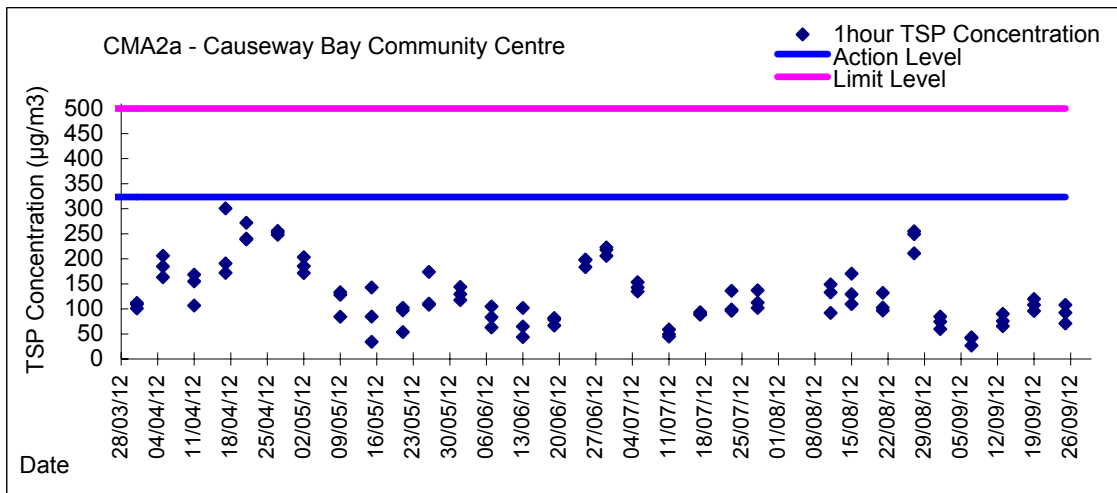
Graphic Presentation of 24 hour TSP Result



Graphic Presentation of 1 hour TSP Result



Graphic Presentation of 1 hour TSP Result



Graphic Presentation of 1 hour TSP Result

